

Data transfer

Motive and data transfer

Please label your print data and the motive with the space number and send it directly to operations@apgsga.ch

Software

We use the current versions of the following programs:

- Photoshop
- Illustrator
- InDesign
- Acrobat Professional

Fonts

- For printing we need all font folders. Alternatively you can convert them yourself into vector data.

Trapping/overprinting

- Trapping is not necessary in digital printing. Please ensure that the white texts and areas are not set to overprint in the respective layout programs.

Colors/color areas

- We use the ISOcated_v2_eci.icc color profile. Our digital printing machines produce in 6-8 colors. Special colors (Pantone colors) are created with CMYK and cannot always be reproduced completely.
- Black vector areas and fonts should also be created in four colors (60C 50M 50Y 100K) to achieve a deep black.

Image resolutions

- In order to achieve optimum results we recommend complying with the following resolutions. However, please note that the data quantity must be optimal with a small viewing distance. Fonts in particular must be delivered in vectorized form.

Print up to 1 m ²	Min. 55 ppi	Optimum 150 ppi
Print up to 5 m ²	Min. 55 ppi	Optimum 100 ppi
Print up to 10 m ²	Min. 55 ppi	Optimum 75 ppi

- The resolution depends on the viewing distance. For distances of 20 meters and more, the data can be delivered at the minimum resolution. For shorter viewing distances we recommend a resolution in line with the optimum specifications.

Print up to 50 m ²	Min. 35 ppi	Optimum 55 ppi
Print larger than 50 m ²	Min. 30 ppi	Optimum 55 ppi

Final proof

- You will receive a final proof PDF as a ready for press file. Please issue the “ready for press” approval within 24 hours, otherwise delivery delays may result.

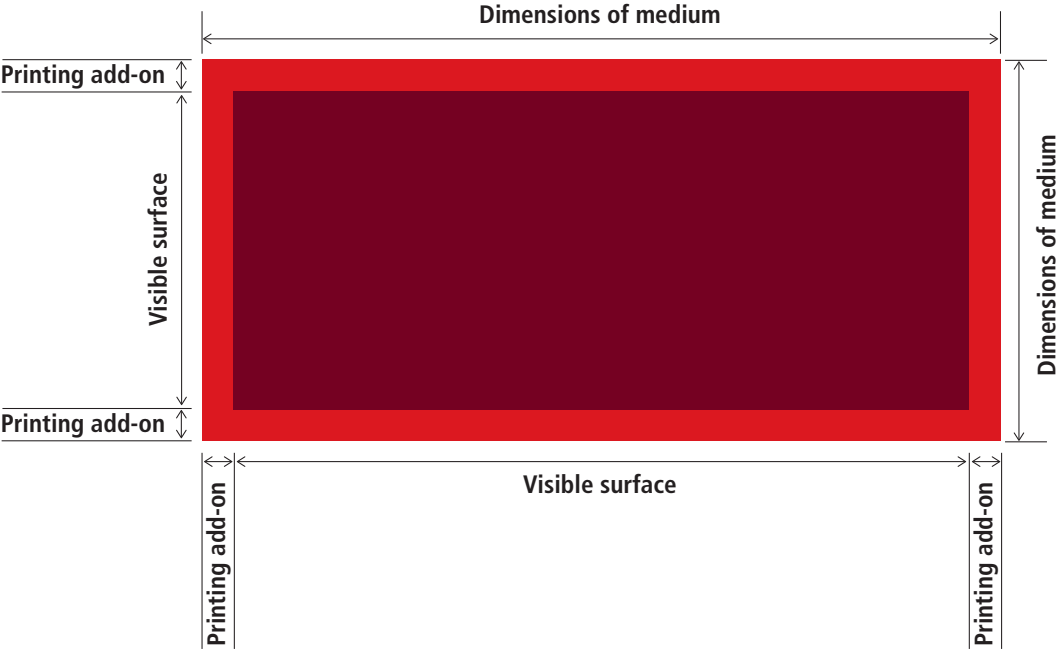
Proof

- A proof is a test print used to check the quality of the print template. The test print is a section of the original on a scale of 1:1 and is submitted to the client in a size of approx. 1 m² for checking and approval.
- A proof is created only on request. The costs amounting to CHF 220.00 will be billed.

Dimensions of medium/Printing add-on

- The dimensions of the medium are composed of the visible surface and a printing add-on. The printing add-on is required for fixing.
- Please drag the background colors, respectively the background image, for all formats further than just to the visual extent.
- All fonts, logos, etc. must be positioned within the visual dimension. However, please do not put them all the way to the edge, an indent of about 6 cm would be optimal.

Example

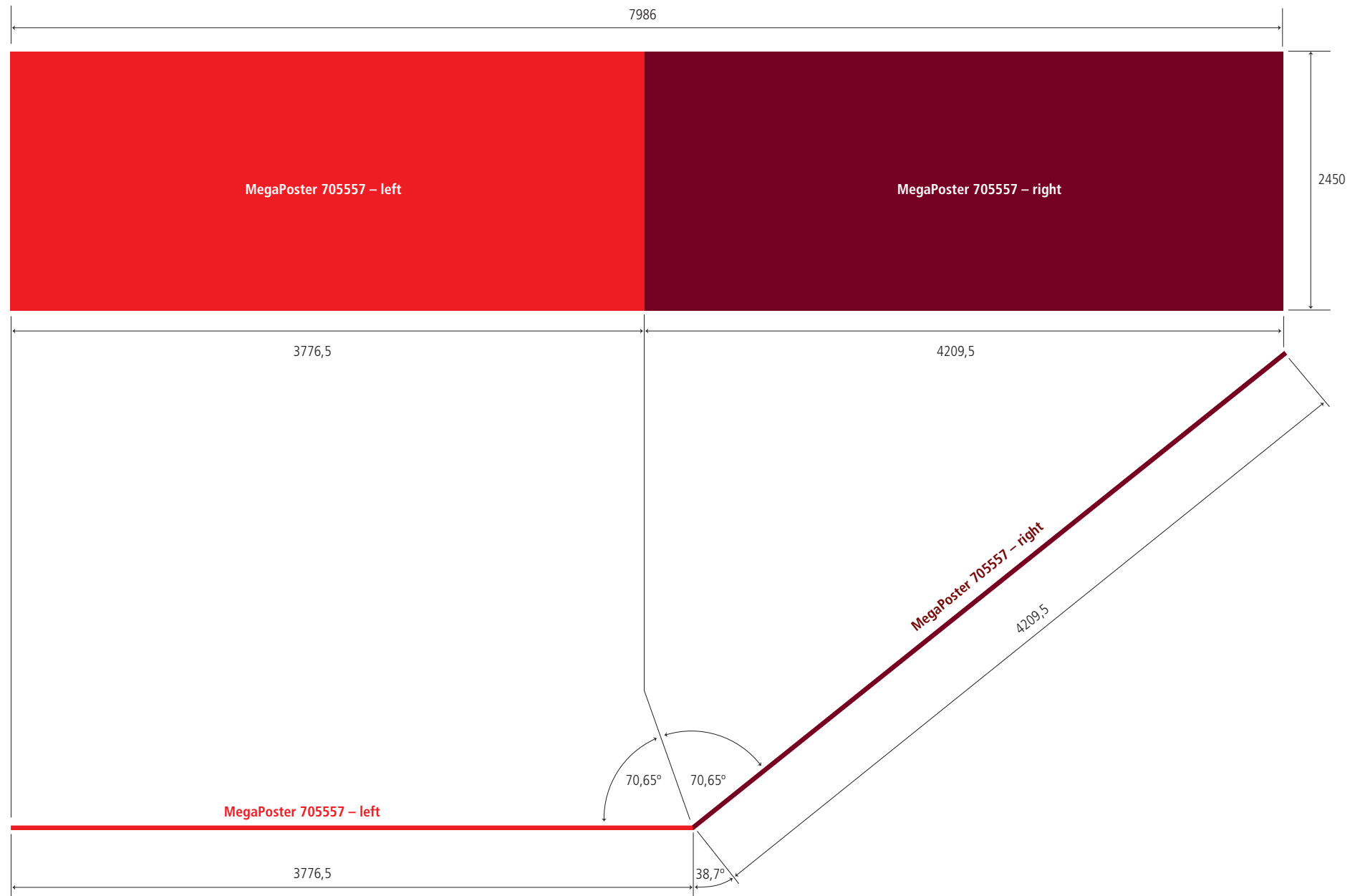


Visible surface

Indentation of approx. 6 cm from the visual dimension for positioning of fonts and logos

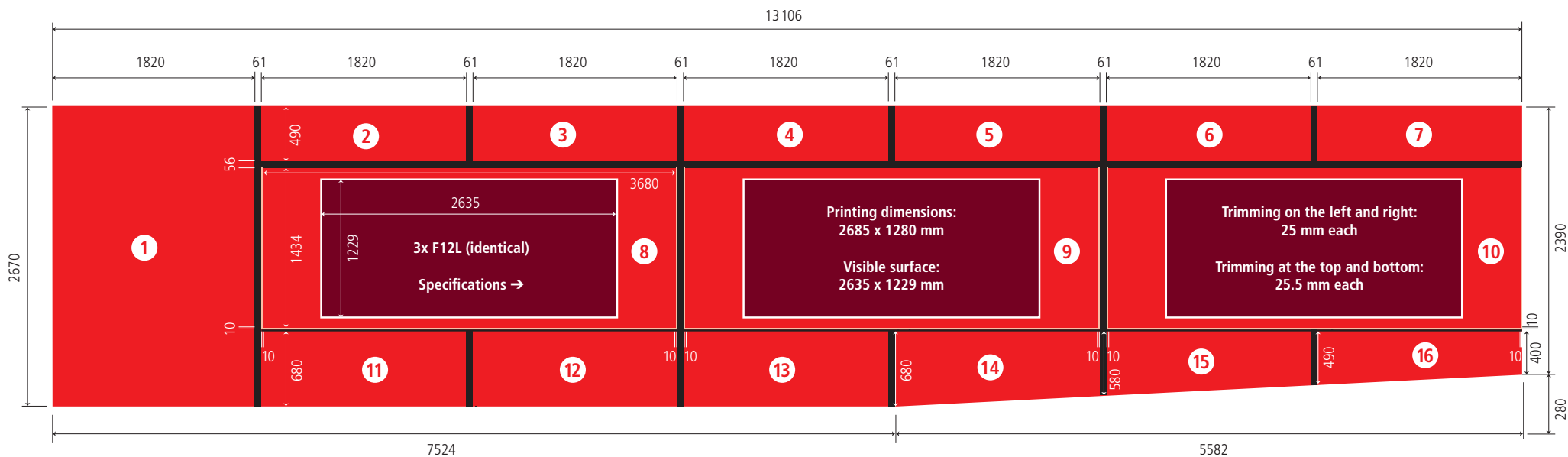
Special implementation MegaPoster 705557

This MegaPoster is located exclusively in the Urania multi-storey car park in Zurich (directly by the ticket offices). This creative realisation is produced in one piece and leads around the corner.



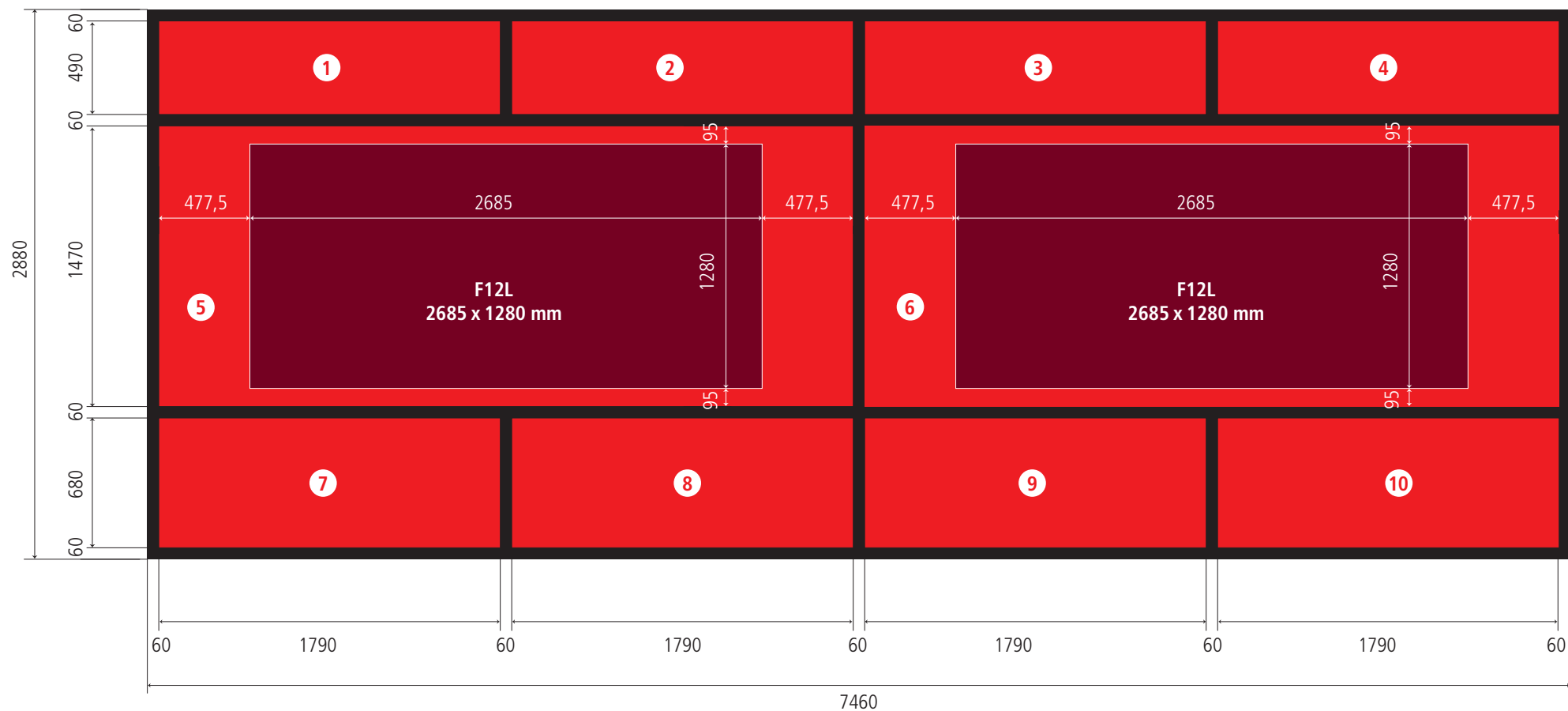
Special implementation MegaPoster 763883 using three F12L

This MegaPoster is located exclusively at Genève Cornavin station and consists of four parts, namely the three F12L and the outer foil, which must be delivered as a whole piece.



Special implementation MegaPoster 763884 using two F12L

This MegaPoster is located exclusively at Genève Cornavin station and consists of three parts, namely the two F12L and the outer foil, which must be delivered as a whole piece.



Please contact us for further information:
APG|SGA, Allgemeine Plakatgesellschaft AG
Giesshübelstrasse 4, Postfach, 8027 Zürich, T +41 58 220 70 00, contact@apgsga.ch, www.apgsga.ch